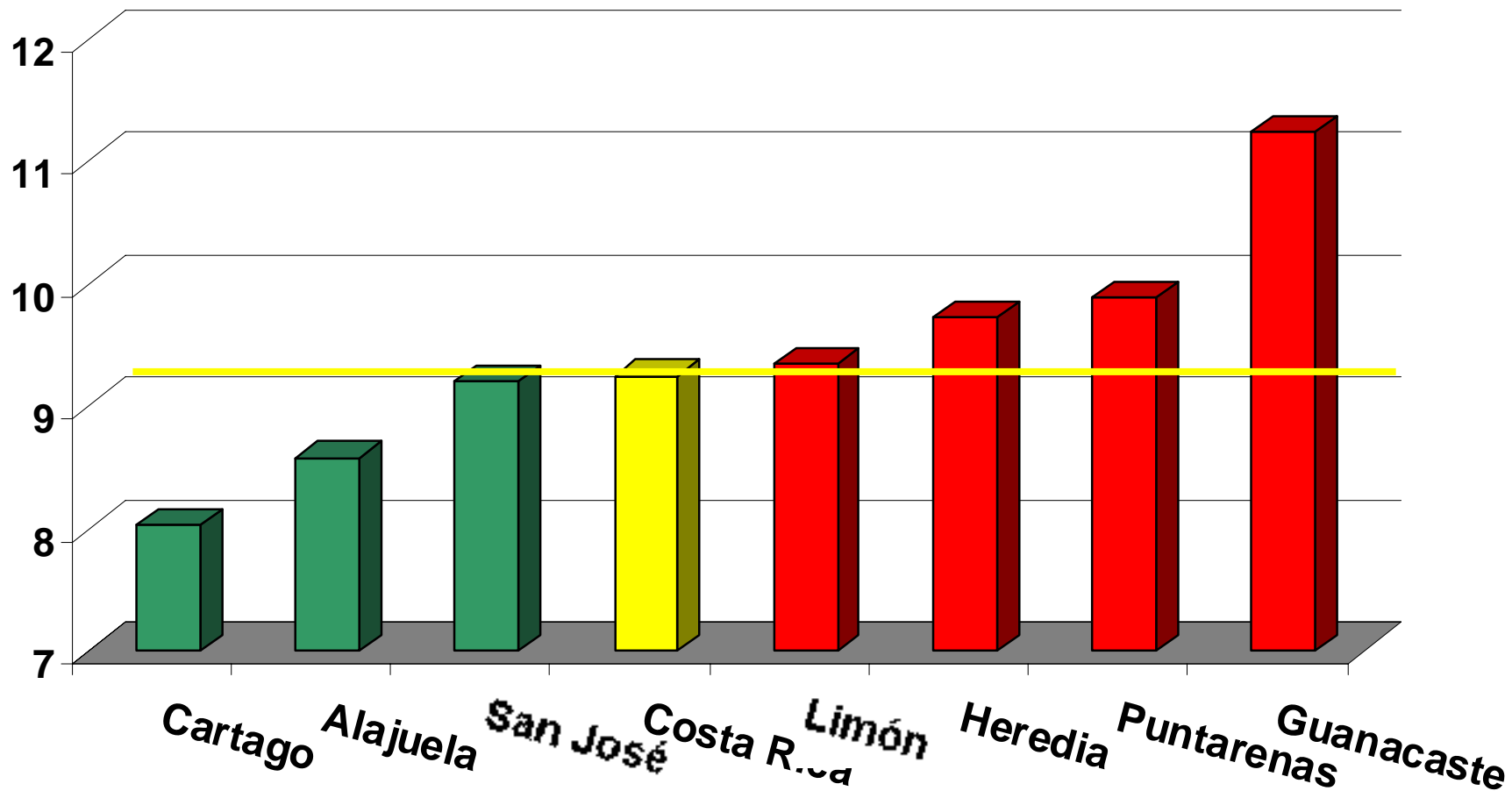


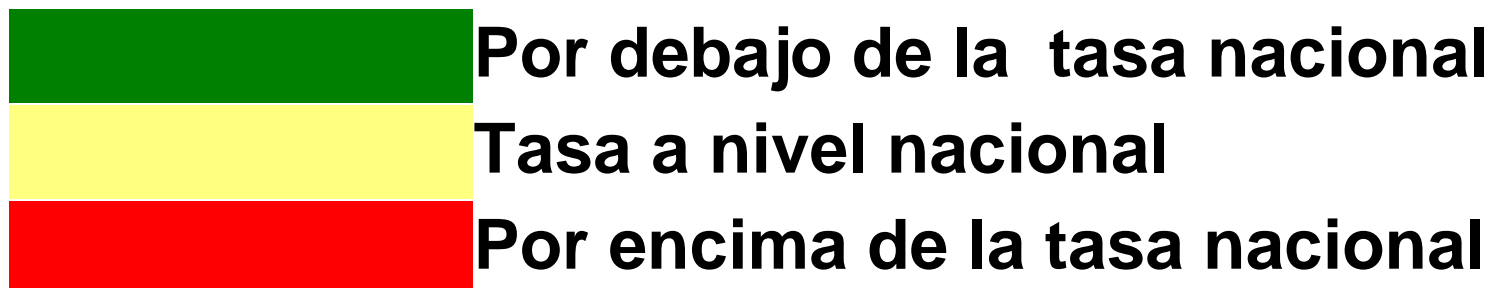
# Costa Rica, 2004. Mortalidad infantil. Tasa por mil nacidos vivos



# Costa Rica 2004. Mortalidad infantil

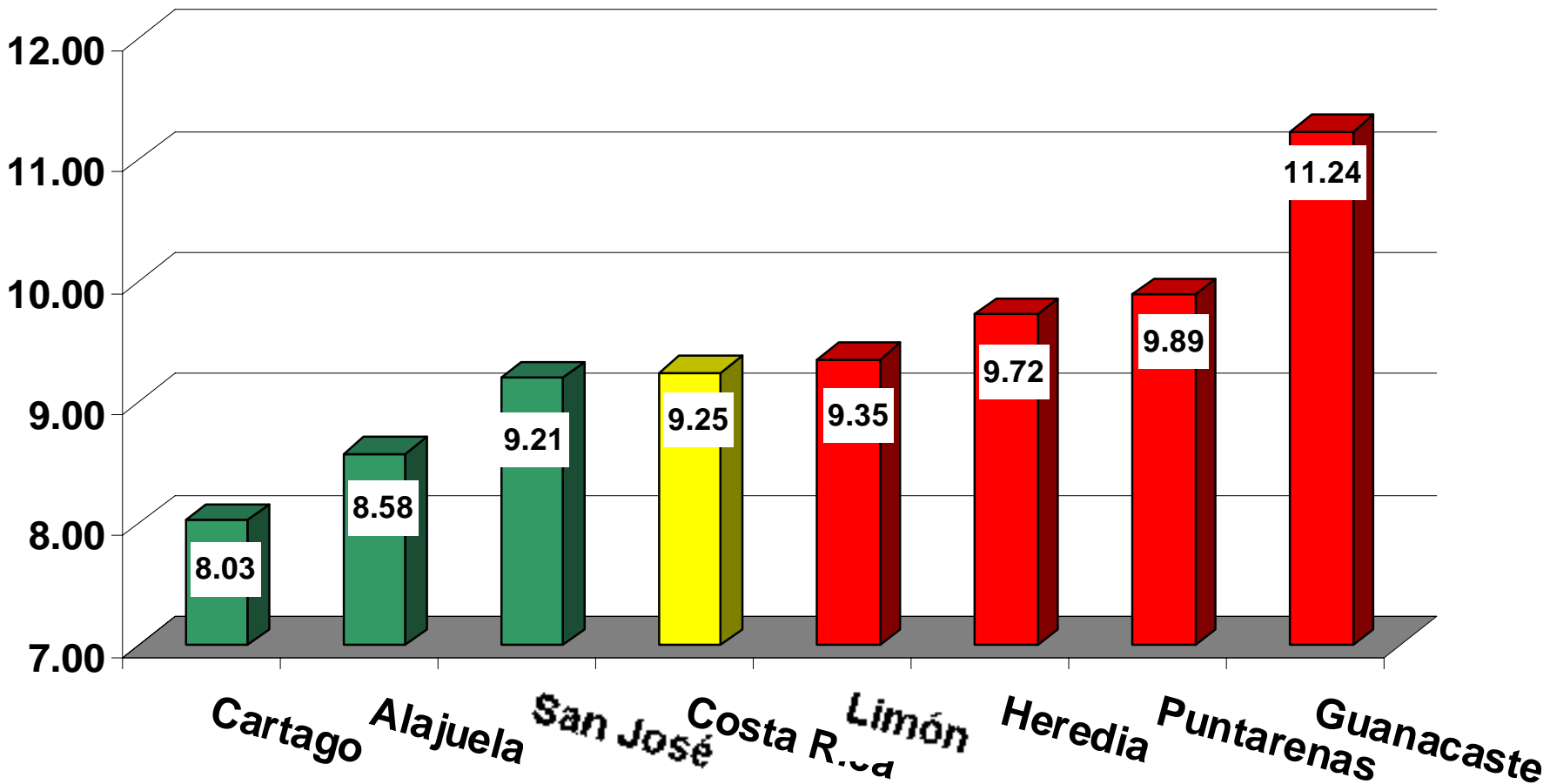
## Tasa por mil nacidos vivos

Provincia	Mortalidad infantil
<b>Cartago</b>	<b>8.03</b>
<b>Alajuela</b>	<b>8.58</b>
<b>San José</b>	<b>9.21</b>
<b>Costa Rica</b>	<b>9.25</b>
<b>Limón</b>	<b>9.35</b>
<b>Heredia</b>	<b>9.72</b>
<b>Puntarenas</b>	<b>9.89</b>
<b>Guanacaste</b>	<b>11.24</b>



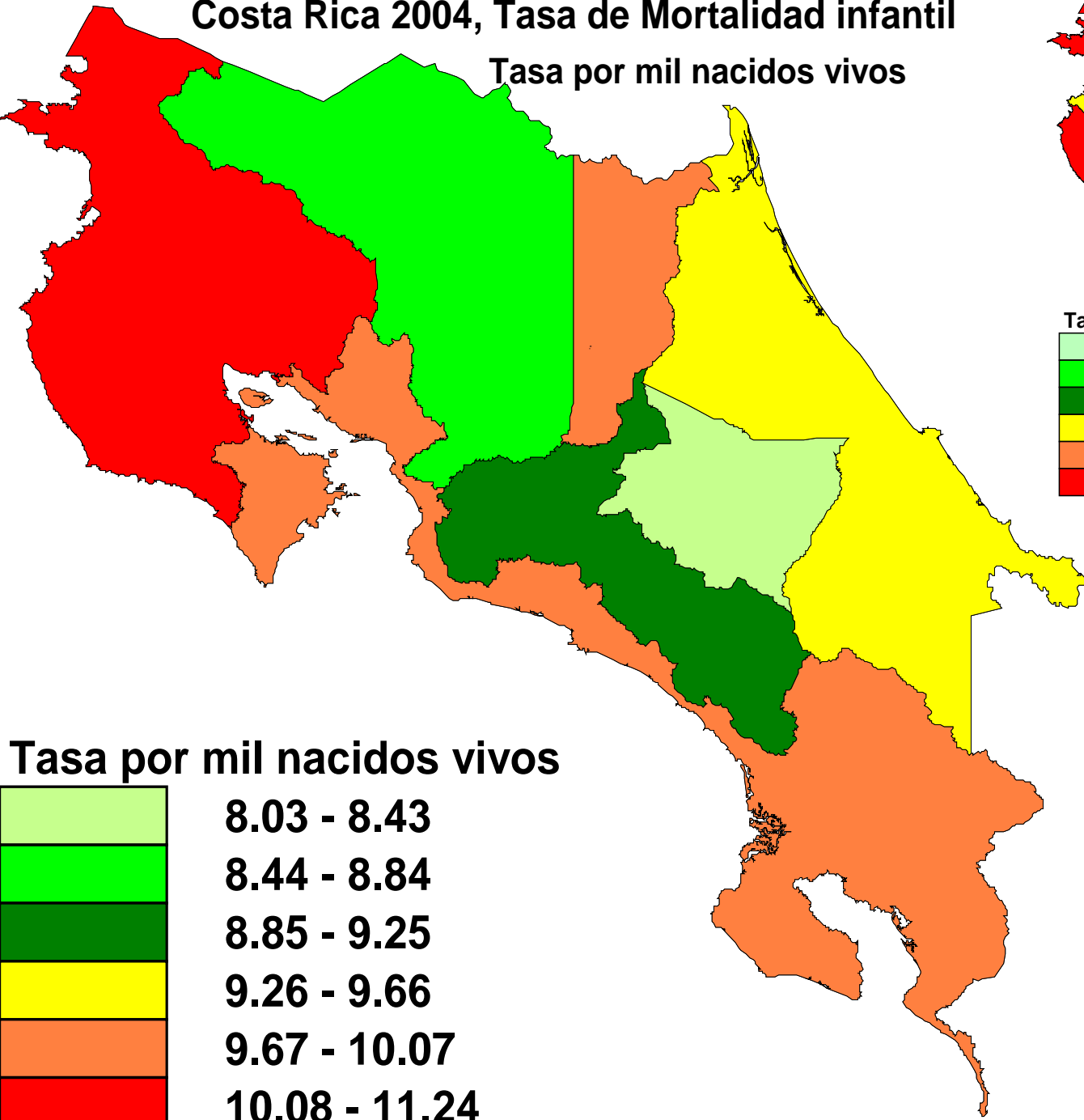
**Fuente: Ministerio de Salud.**

# Costa Rica, 2004. Mortalidad infantil. Tasa por mil nacidos vivos



# Costa Rica 2004, Tasa de Mortalidad infantil

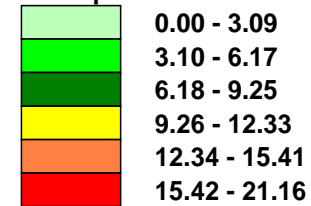
Tasa por mil nacidos vivos



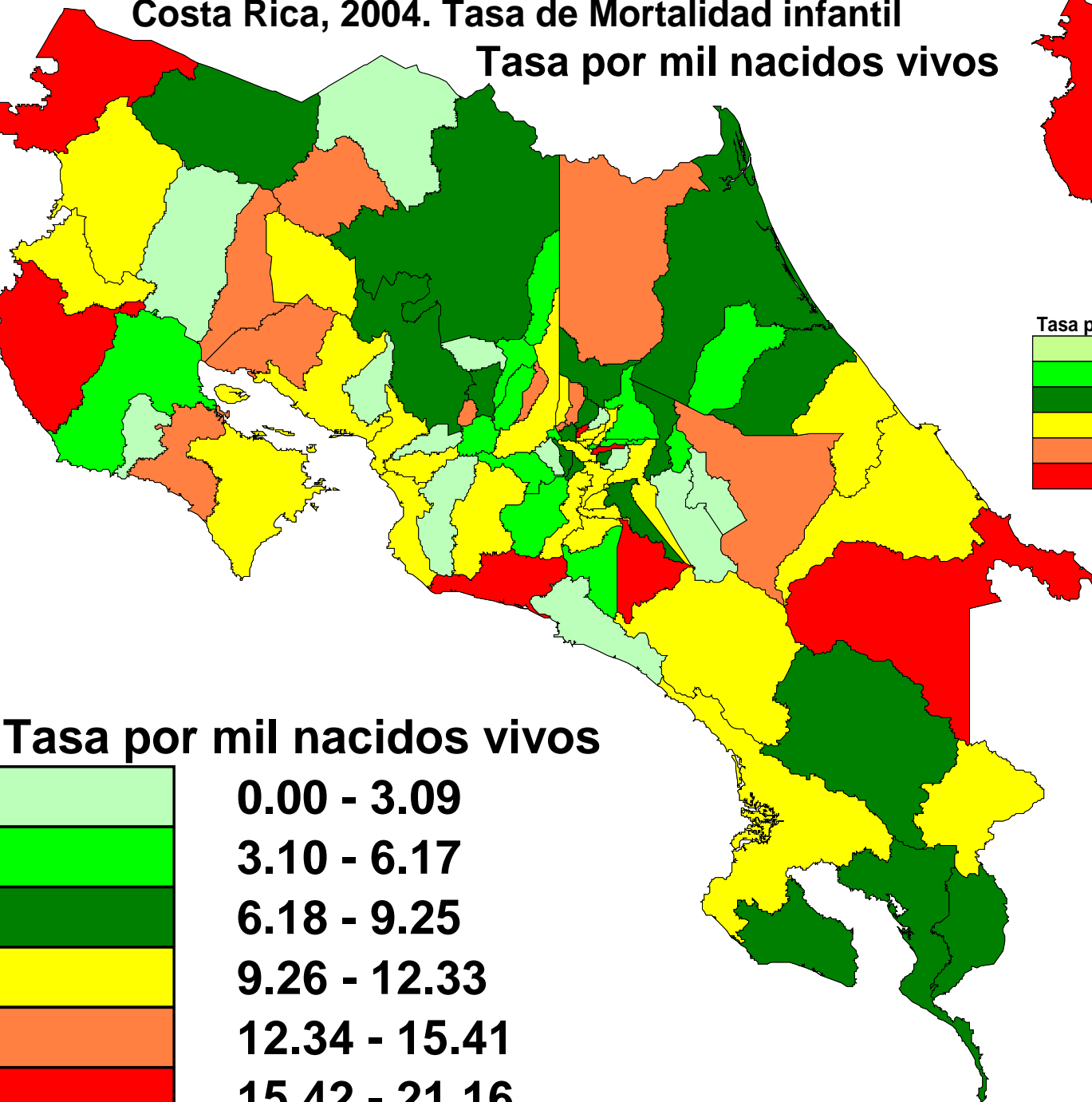
Costa Rica, 2004. Tasa de Mortalidad infantil

Tasa por mil nacidos vivos

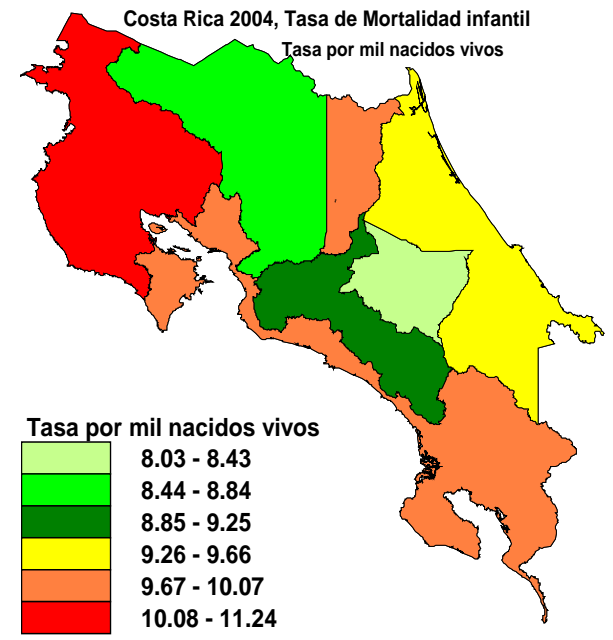
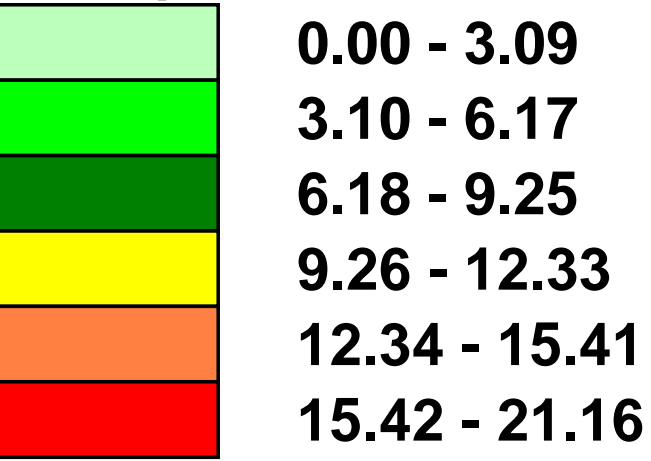
Tasa por mil nacidos vivos



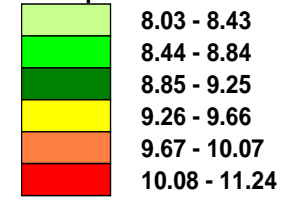
# Costa Rica, 2004. Tasa de Mortalidad infantil Tasa por mil nacidos vivos



## Tasa por mil nacidos vivos



## Tasa por mil nacidos vivos



# Costa Rica, Heredia 2004, Tasa de Mortalidad infantil

Tasa por mil nacidos vivos

<b>Heredia</b>	<b>7.83</b>
<b>Barva</b>	<b>12.94</b>
<b>Santo Domingo</b>	<b>9.75</b>
<b>Santa Bárbara</b>	<b>9.38</b>
<b>San Rafael</b>	<b>7.67</b>
<b>San Isidro</b>	<b>0</b>
<b>Belén</b>	<b>5.78</b>
<b>Flores</b>	<b>12.7</b>
<b>San Pablo</b>	<b>16.35</b>
<b>Sarapiquí</b>	<b>13.06</b>

Tasa por mil nacidos vivos



0.00 - 3.09

3.10 - 6.17

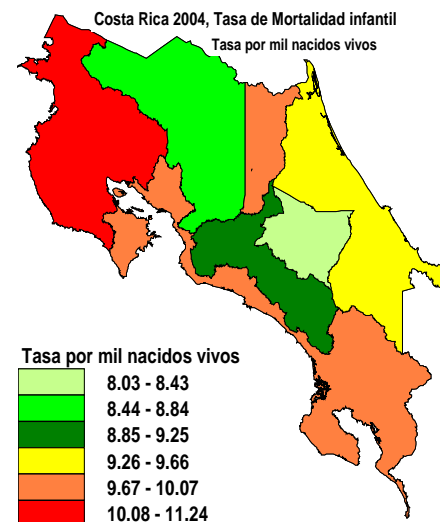
6.18 - 9.25

9.26 - 13.33

13.34 - 15.41

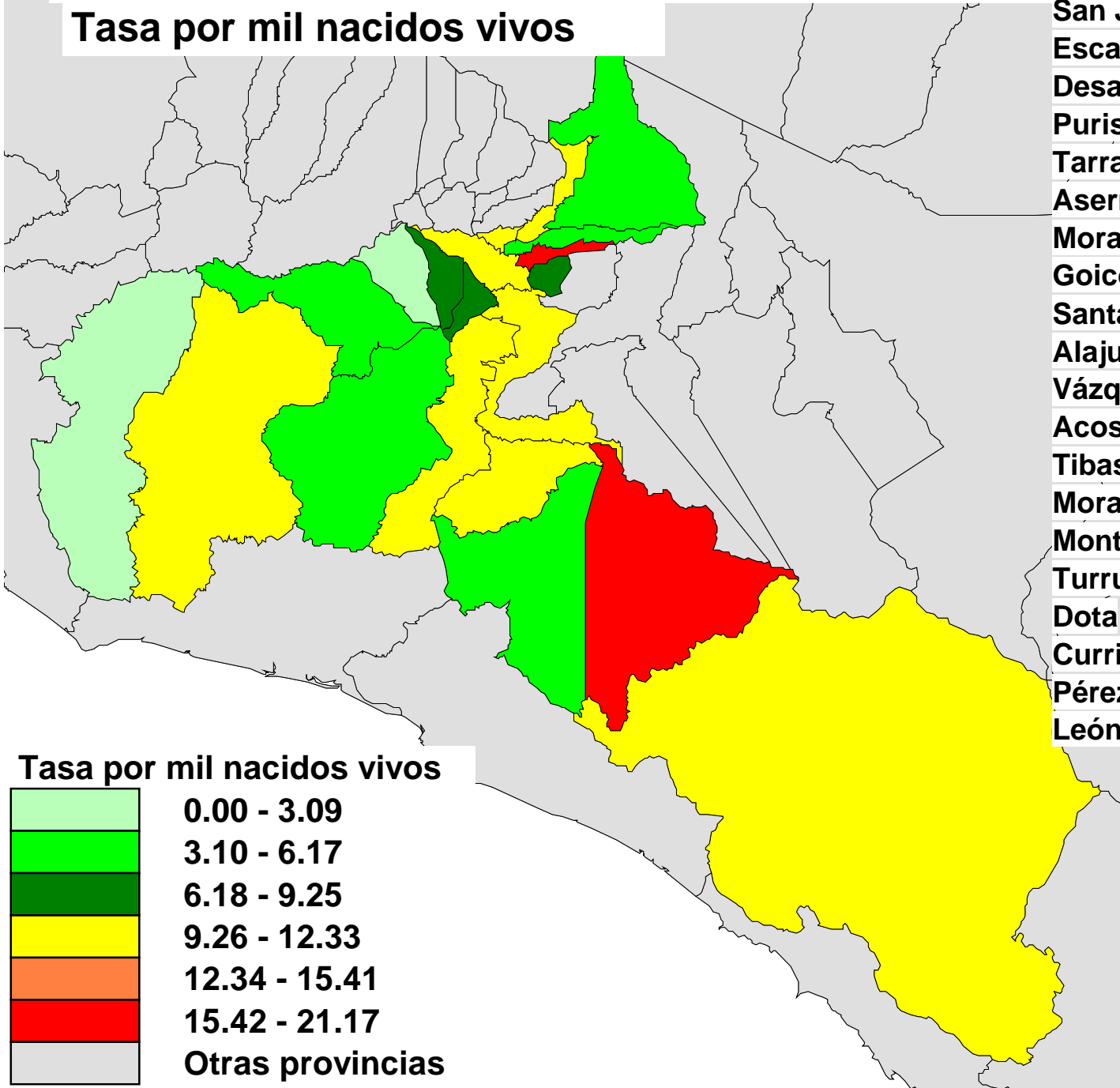
15.42 - 21.17

Otras provincias



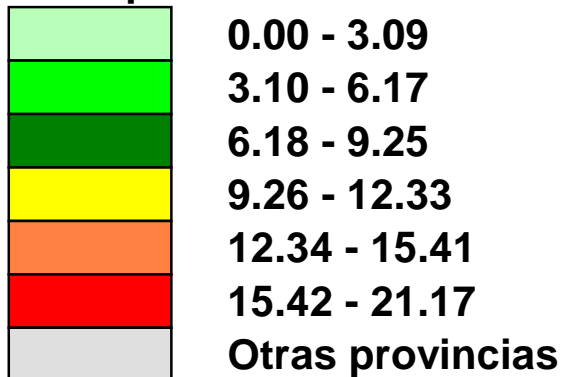
# Costa Rica, San José 2004, Tasa de Mortalidad infantil

## Tasa por mil nacidos vivos

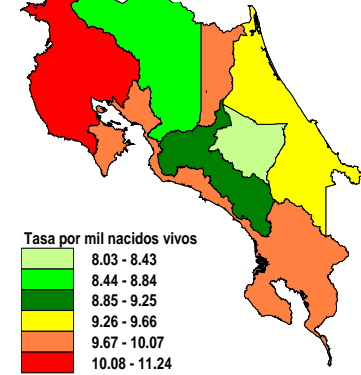


San José	9.37
Escazú	6.84
Desamparados	12.06
Puriscal	9.8
Tarrazú	3.69
Aserri	11.11
Mora	3.12
Goicoechea	4.31
Santa Ana	1.58
Alajuelita	7.96
Vázquez de Coronado	4.21
Acosta	3.61
Tibas	11.4
Moravia	10.9
Montes de Oca	16.81
Turrubares	0
Dota	16.13
Curridabat	7.41
Pérez Zeledón	12.08
León Cortes	10.36

### Tasa por mil nacidos vivos

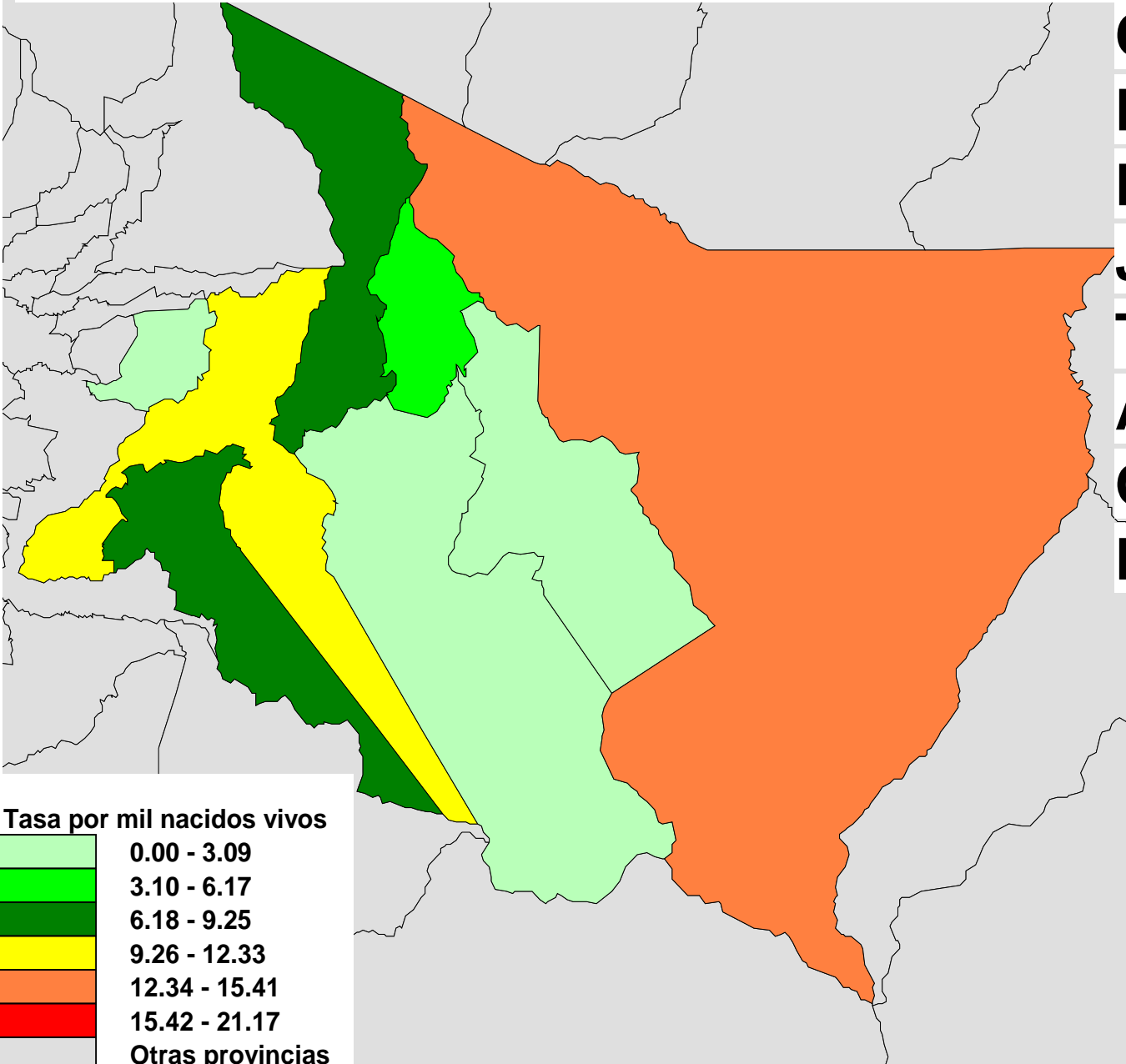


Costa Rica 2004, Tasa de Mortalidad infantil  
Tasa por mil nacidos vivos

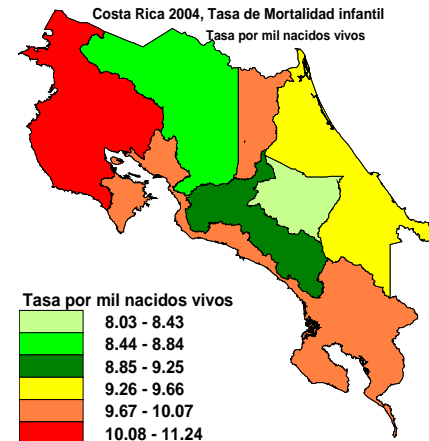


# Costa Rica, Cartago 2004, Tasa de Mortalidad infantil

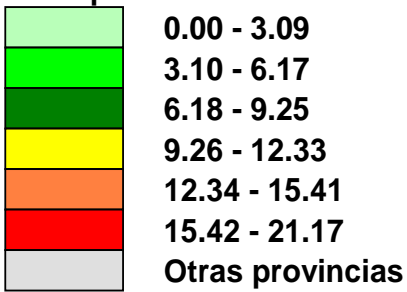
## Tasa por mil nacidos vivos



<b>Cartago</b>	<b>11.7</b>
<b>Paraíso</b>	<b>2.07</b>
<b>La Unión</b>	<b>1.5</b>
<b>Jiménez</b>	<b>0</b>
<b>Turrialba</b>	<b>15.1</b>
<b>Alvarado</b>	<b>5.59</b>
<b>Oreamuno</b>	<b>7.78</b>
<b>El Guarco</b>	<b>7.8</b>



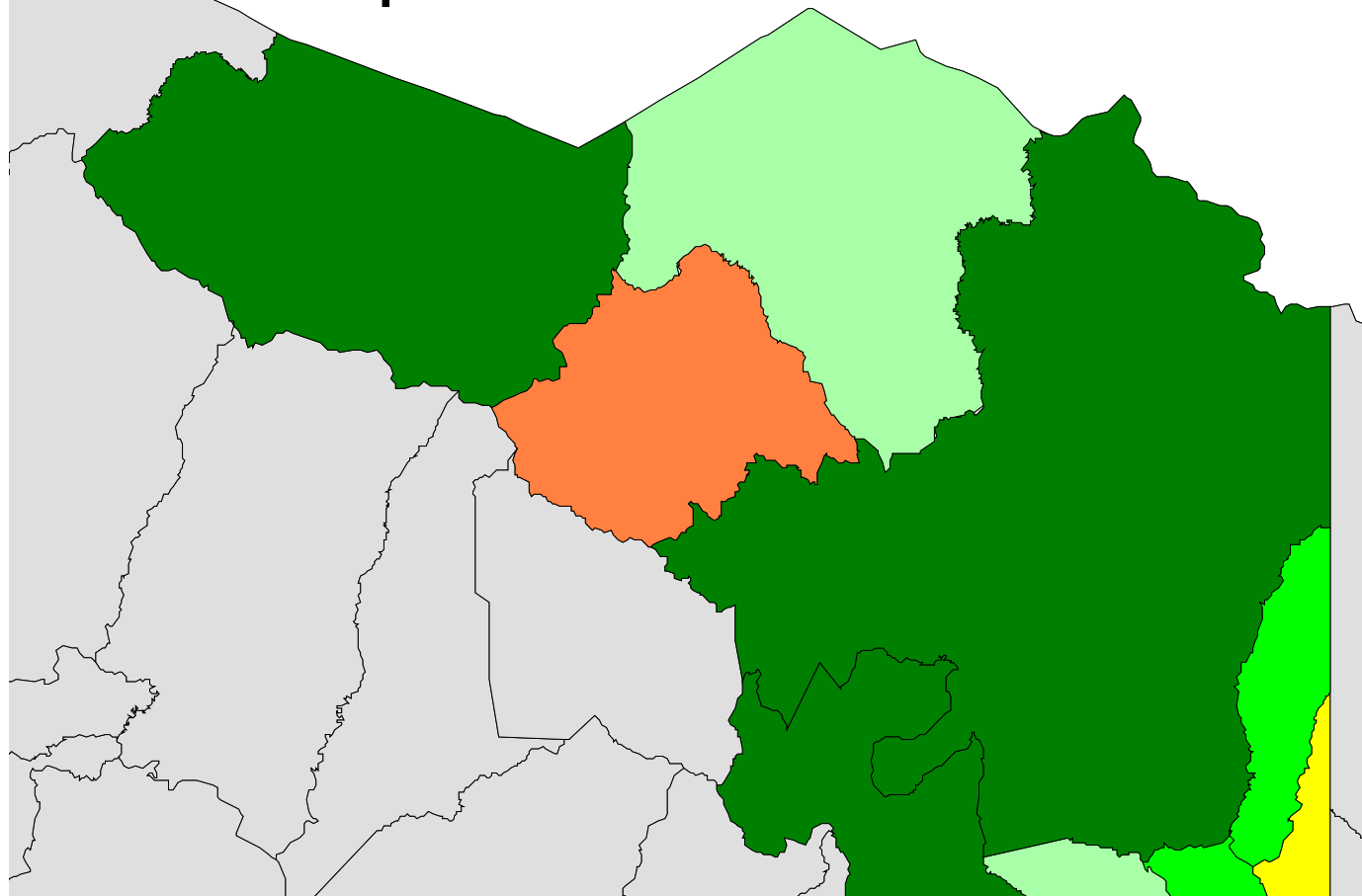
### Tasa por mil nacidos vivos





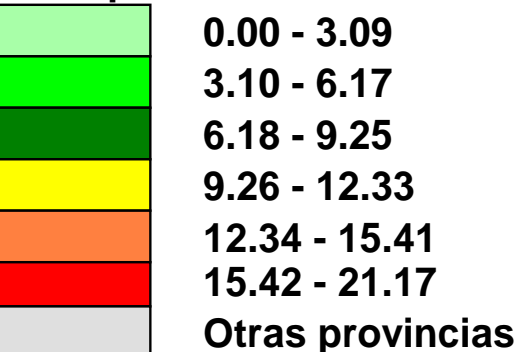
# Costa Rica, Alajuela 2004, Tasa de Mortalidad infantil

## Tasa por mil nacidos vivos

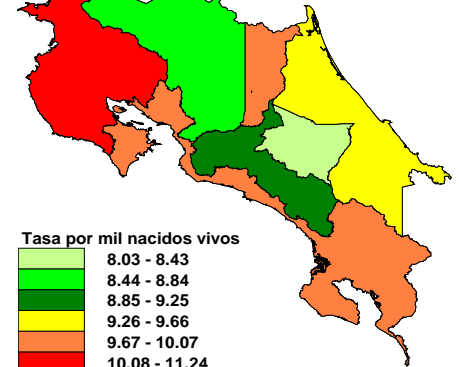


Alajuela	10.08
San Ramón	8.85
Grecia	5.15
San Mateo	0
Atenas	5.85
Naranjo	8.33
Palmares	13.61
Poas	12.53
Orotina	10.2
San Carlos	8.56
Alfaro Ruiz	0
Valverde Vega	3.73
Upala	8.46
Los Chiles	1.96
Guatuso	13.45

### Tasa por mil nacidos vivos



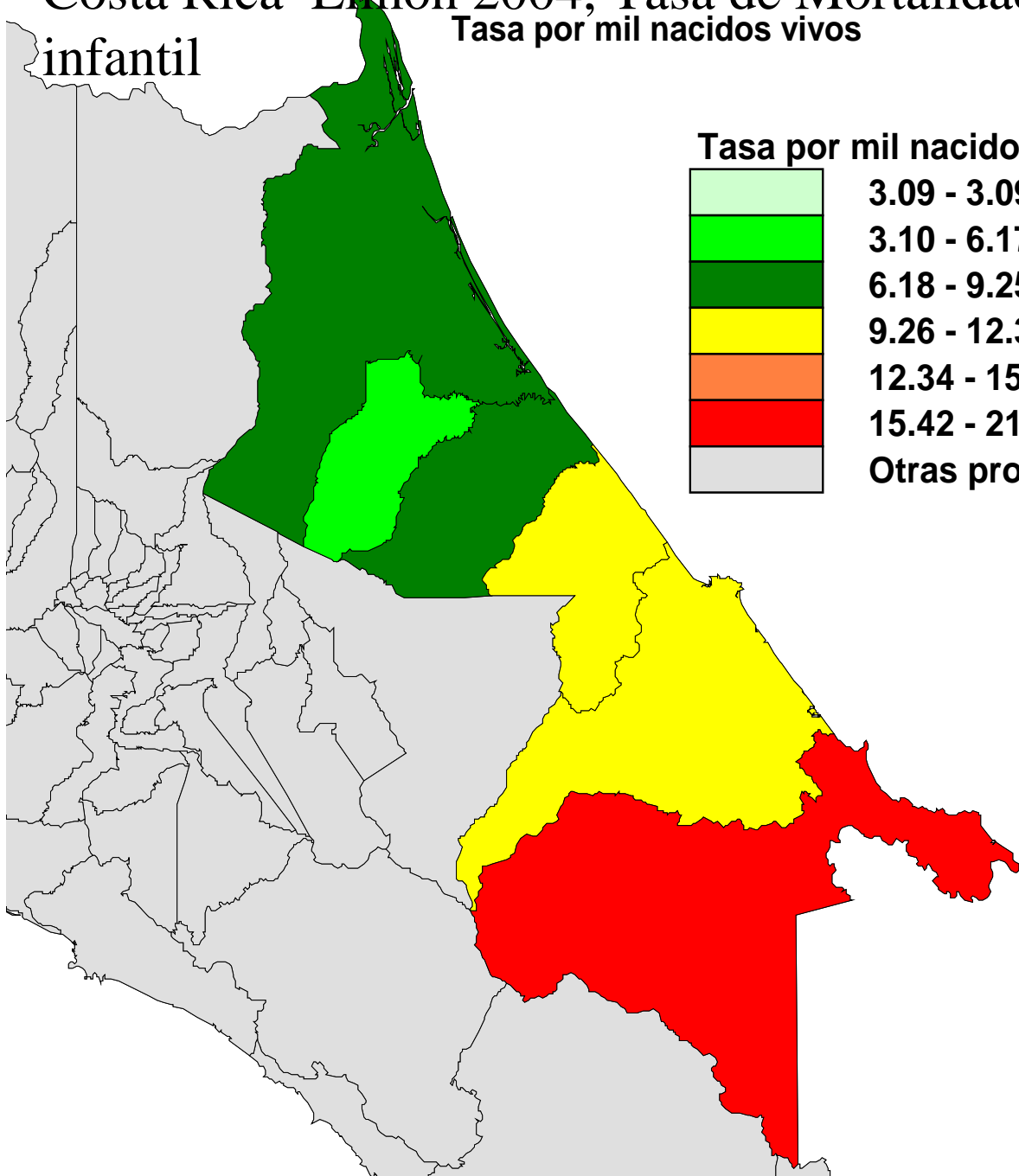
Costa Rica 2004, Tasa de Mortalidad infantil  
Tasa por mil nacidos vivos



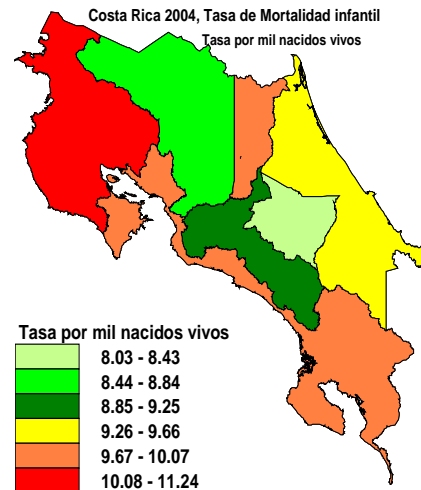
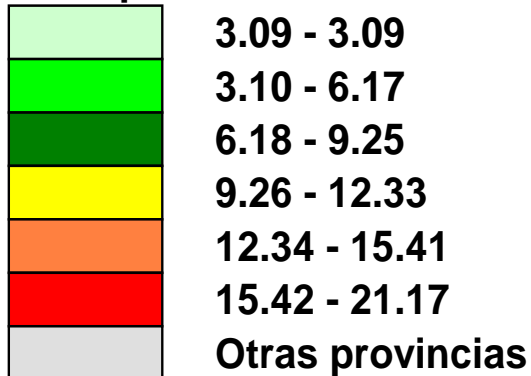
# Costa Rica Limón 2004, Tasa de Mortalidad

Tasa por mil nacidos vivos

infantil



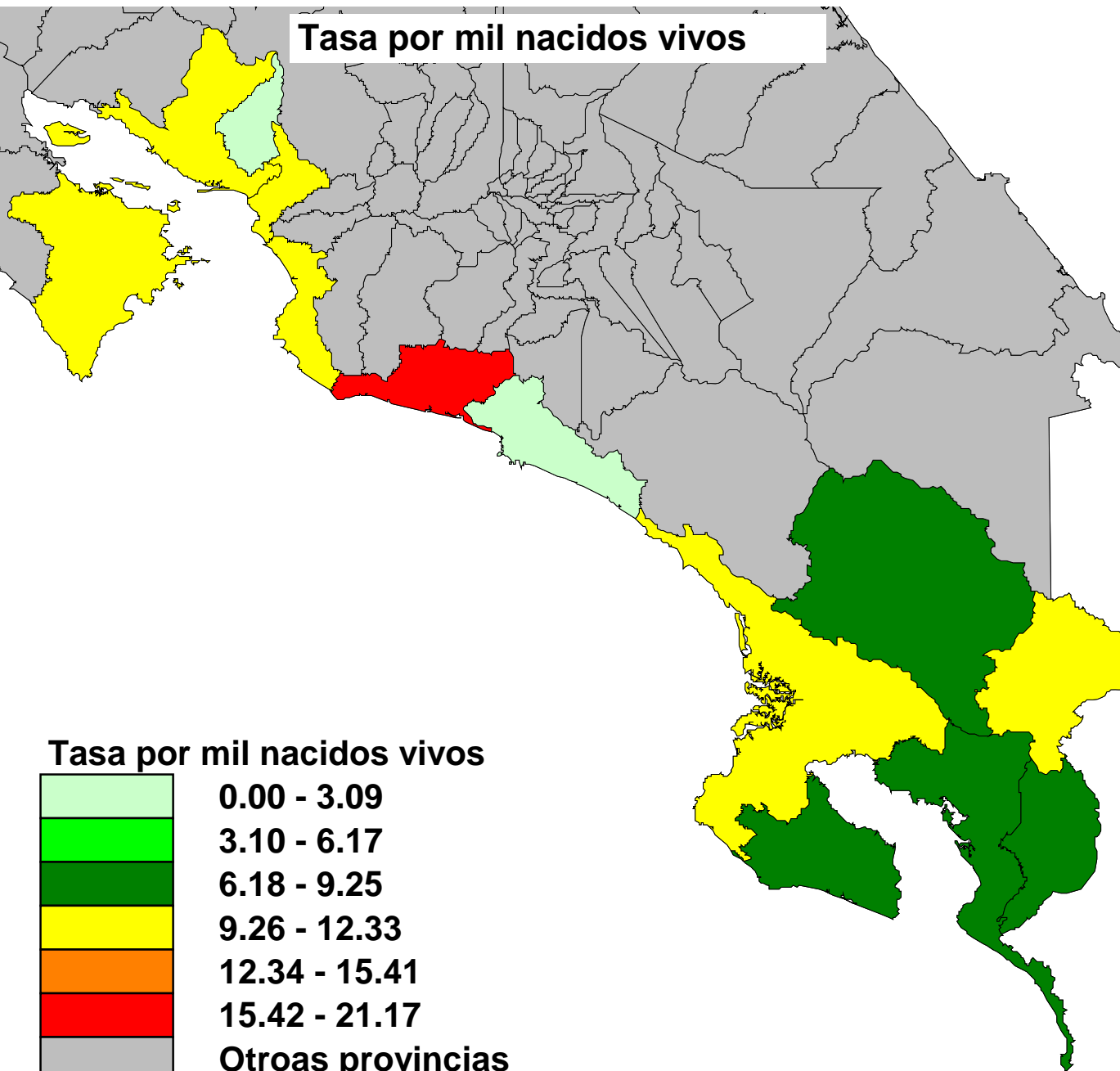
Tasa por mil nacidos vivos



<b>Limón</b>	<b>9.7</b>
<b>Pocosí</b>	<b>7.31</b>
<b>Siquirres</b>	<b>8.25</b>
<b>Talamanca</b>	<b>20.3</b>
<b>Matina</b>	<b>10.8</b>
<b>Guácimo</b>	<b>3.65</b>

# Costa Rica Puntarenas 2004. Tasa de Mortalidad infantil

Tasa por mil nacidos vivos



Tasa por mil nacidos vivos



0.00 - 3.09

3.10 - 6.17

6.18 - 9.25

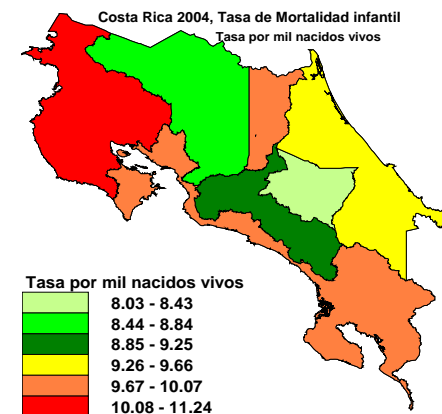
9.26 - 12.33

12.34 - 15.41

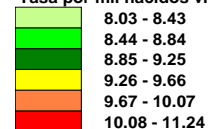
15.42 - 21.17

Otroas provincias

<b>Puntarenas</b>	<b>12.24</b>
<b>Esparza</b>	<b>11.99</b>
<b>Buenos Aires</b>	<b>8.88</b>
<b>Montes de Oro</b>	<b>0</b>
<b>Osa</b>	<b>11.16</b>
<b>Aguirre</b>	<b>0</b>
<b>Golfito</b>	<b>6.63</b>
<b>Coto Brus</b>	<b>12.08</b>
<b>Parrita</b>	<b>19.9</b>
<b>Corredores</b>	<b>8.94</b>
<b>Garabito</b>	<b>11.08</b>

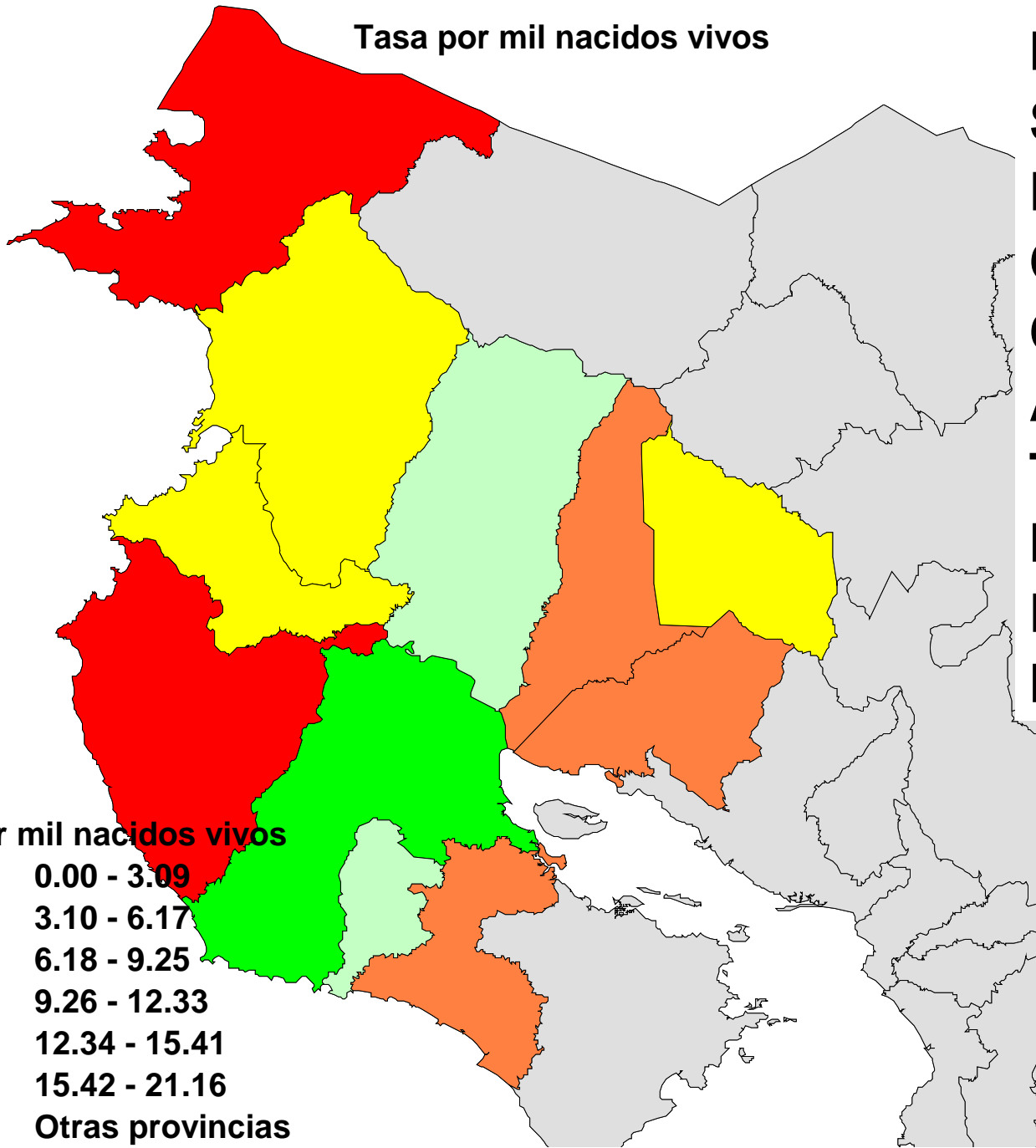


Tasa por mil nacidos vivos



# Costa Rica, Guanacaste 2004, Tasa de Mortalidad infantil

Tasa por mil nacidos vivos



<b>Liberia</b>	<b>11.09</b>
<b>Nicoya</b>	<b>5.08</b>
<b>Santa Cruz</b>	<b>16.59</b>
<b>Bagaces</b>	<b>0</b>
<b>Carrillo</b>	<b>11.46</b>
<b>Canas</b>	<b>12.77</b>
<b>Abangares</b>	<b>15.21</b>
<b>Tilaran</b>	<b>9.71</b>
<b>Nandayure</b>	<b>15.04</b>
<b>La Cruz</b>	<b>21.16</b>
<b>Hojancha</b>	<b>0</b>

Tasa por mil nacidos vivos

